

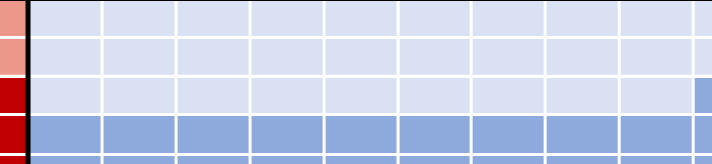
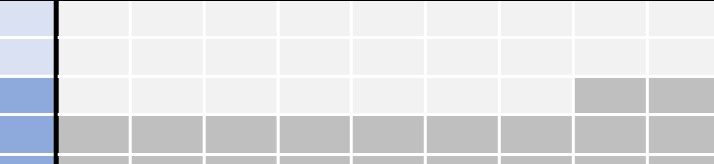
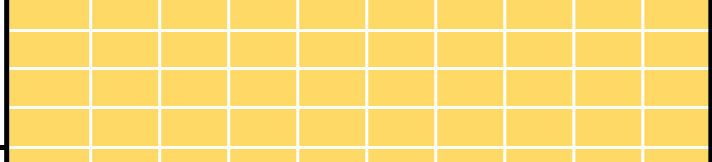

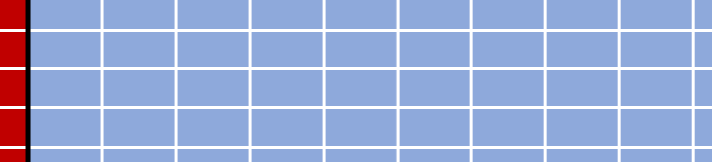
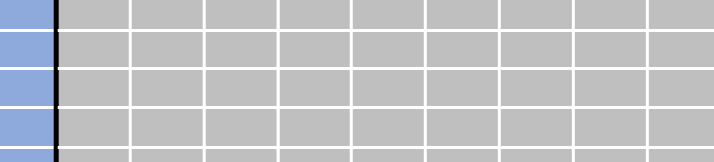


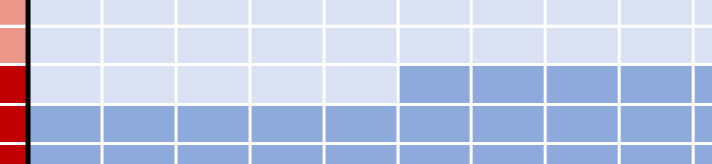
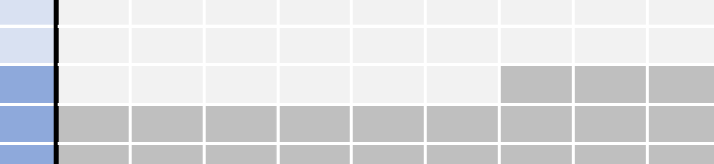
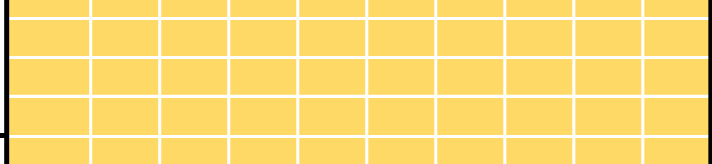

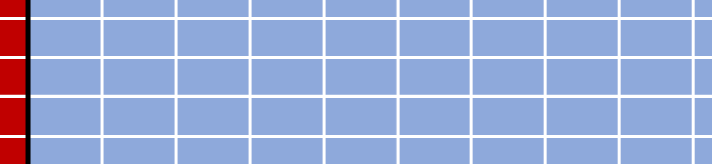
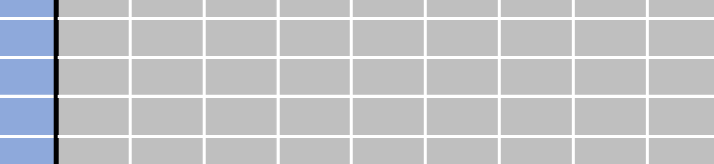


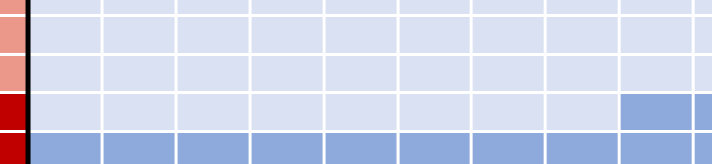
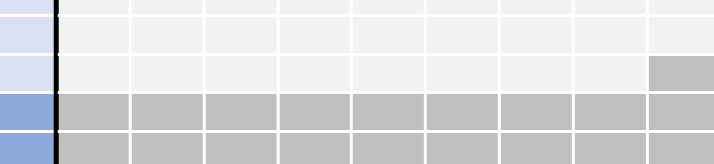
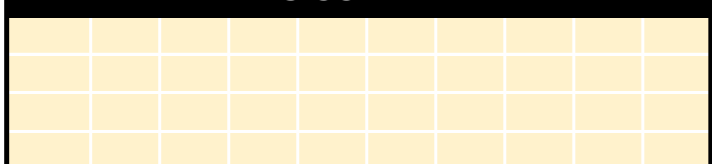

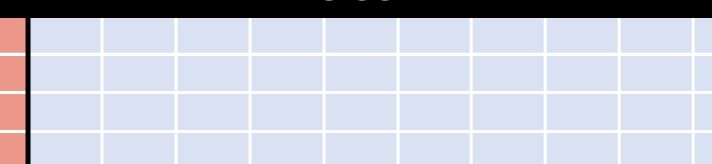





EFFORT - ENCOURAGEMENT - EXCELLENCE

2023-2024 cohort figures	EFFORT - ENCOURAGEMENT - EXCELLENCE			
Total number of pupils-133	PMS 2024	PMS 2023	PMS 2022	National 2024
	PMS MATHS	PMS MATHS	PMS MATHS	NATIONAL MATHS
Number of boys-66				
Number of girls-69				
Number of PP pupils-23	77%	74%	71%	73%
	Above National	Above National	Above National	Above National
	PMS READING	PMS READING	PMS READING	NATIONAL READING
Number of non-PP pupils-112				
Pupils with SEN-29				
Pupils without SEN-106	78%	78%	75%	74%
	Above National	Above National	Above National	Above National
	PMS WRITING	PMS WRITING	PMS WRITING	NATIONAL WRITING
<p>Pupils sit papers in English Reading, English Gramma, Punctuation and Spelling, Maths. A score of 100 means that the child has achieved the expected standard. The figures shown illustarte the percentage of pupils that have met this standard in the differnt areas.</p>				
	68%	65%	62%	72%
	Below National	Below National	Below National	Below National
	PMS COMBINED	PMS COMBINED	PMS COMBINED	NATIONAL COMBINED
				
59%	56%	56%	61%	
	Below National	Below National	Below National	Below National